



# EIPS Parent Survey 2018-19



EIPS Parent Survey 2018-19

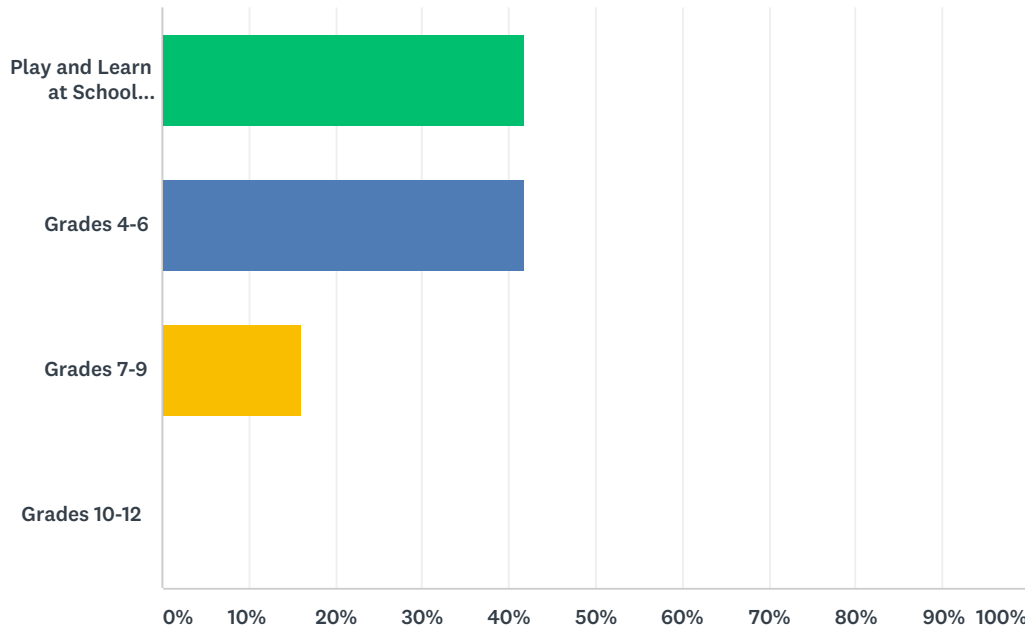
ANSWER CHOICES	RESPONSES	
A.L. Horton Elementary	0.00%	0
Andrew School	0.00%	0
Ardrossan Elementary	0.00%	0
Ardrossan Junior Senior High	0.00%	0
Bev Facey Community High	0.00%	0
Brentwood Elementary	0.00%	0
Bruderheim School	0.00%	0
Clover Bar Junior High	0.00%	0
Davidson Creek Elementary	0.00%	0
École Campbelltown	0.00%	0
École Parc Élémentaire	0.00%	0
F.R. Haythorne Junior High	0.00%	0
Fort Saskatchewan Christian	0.00%	0
Fort Saskatchewan Elementary	0.00%	0
Fort Saskatchewan Senior High	0.00%	0
Fultonvale Elementary Junior High	0.00%	0
Glen Allan Elementary	0.00%	0
James Mowat Elementary	0.00%	0
Lakeland Ridge	0.00%	0
Lamont Elementary	0.00%	0
Lamont High	0.00%	0
Mills Haven Elementary	0.00%	0
Mundare School	100.00%	31
Next Step/Outreach	0.00%	0
Pine Street Elementary	0.00%	0
Rudolph Hennig Junior High	0.00%	0
Salisbury Composite High	0.00%	0
Sherwood Heights Junior High	0.00%	0
SouthPointe School	0.00%	0
Strathcona Christian Academy Elementary	0.00%	0
Strathcona Christian Academy Secondary	0.00%	0
Uncas Elementary	0.00%	0
Vegreville Composite High	0.00%	0
Wes Hosford Elementary	0.00%	0

## EIPS Parent Survey 2018-19

Westboro Elementary	0.00%	0
Win Ferguson Elementary	0.00%	0
Woodbridge Farms Elementary	0.00%	0
Wye Elementary	0.00%	0
TOTAL		31

## Q2 What grade is your child currently in?

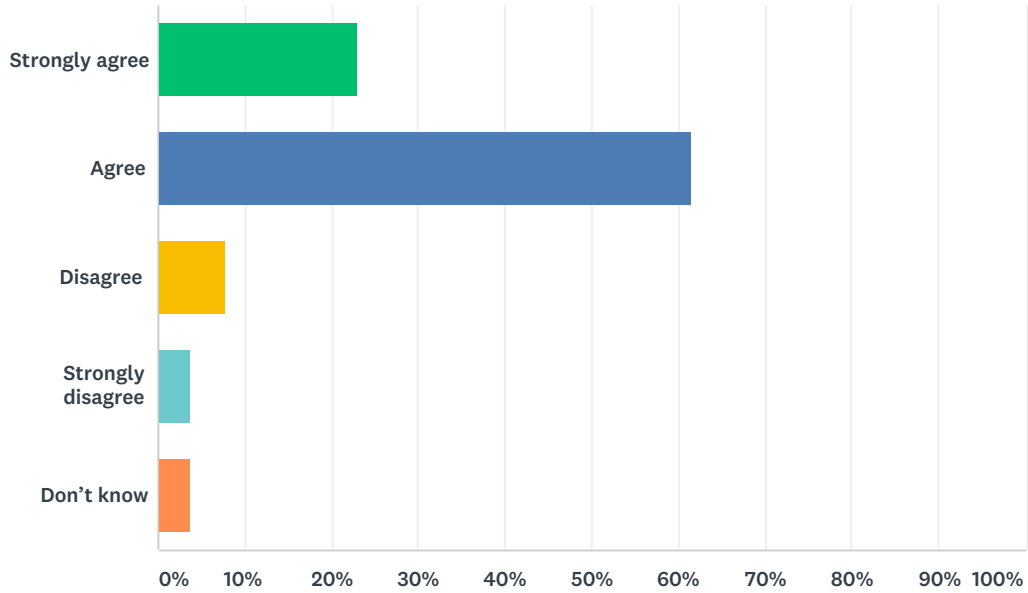
Answered: 31 Skipped: 0



ANSWER CHOICES	RESPONSES	
Play and Learn at School (PALS) Kindergarten Grades 1-3	41.94%	13
Grades 4-6	41.94%	13
Grades 7-9	16.13%	5
Grades 10-12	0.00%	0
<b>TOTAL</b>		<b>31</b>

### Q3 My child's individual needs are met.

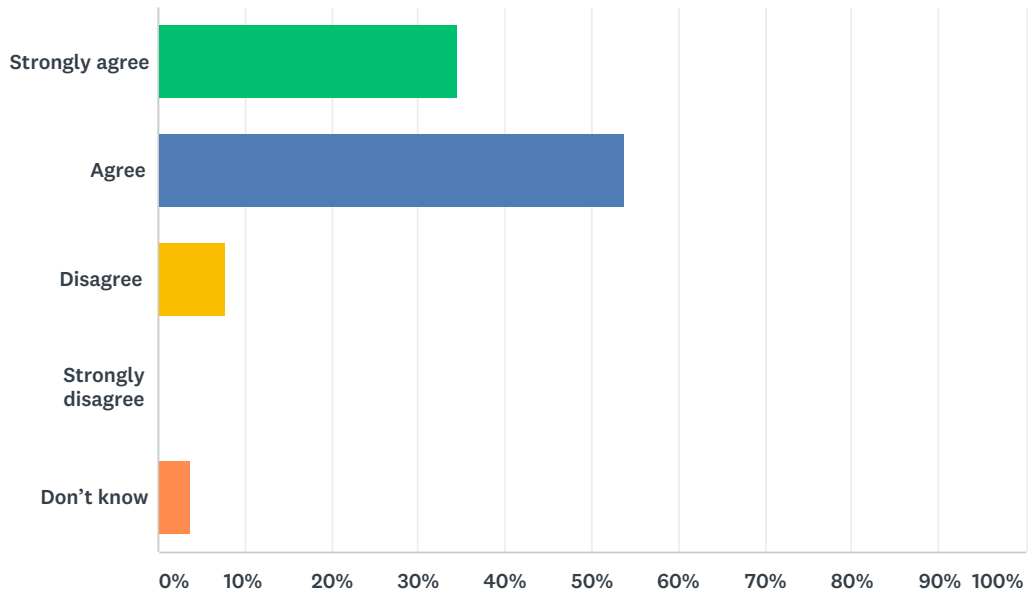
Answered: 26 Skipped: 5



ANSWER CHOICES	RESPONSES	
Strongly agree	23.08%	6
Agree	61.54%	16
Disagree	7.69%	2
Strongly disagree	3.85%	1
Don't know	3.85%	1
<b>TOTAL</b>		<b>26</b>

### Q4 My child is encouraged at school to do his or her best.

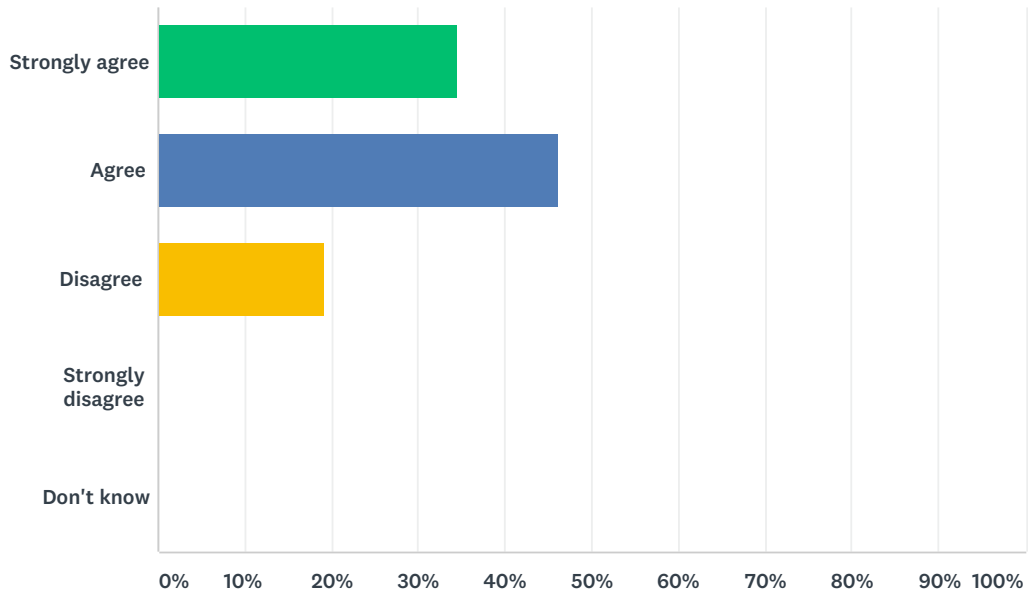
Answered: 26 Skipped: 5



ANSWER CHOICES	RESPONSES	
Strongly agree	34.62%	9
Agree	53.85%	14
Disagree	7.69%	2
Strongly disagree	0.00%	0
Don't know	3.85%	1
<b>TOTAL</b>		<b>26</b>

### Q5 My child is demonstrating growth in literacy.

Answered: 26 Skipped: 5

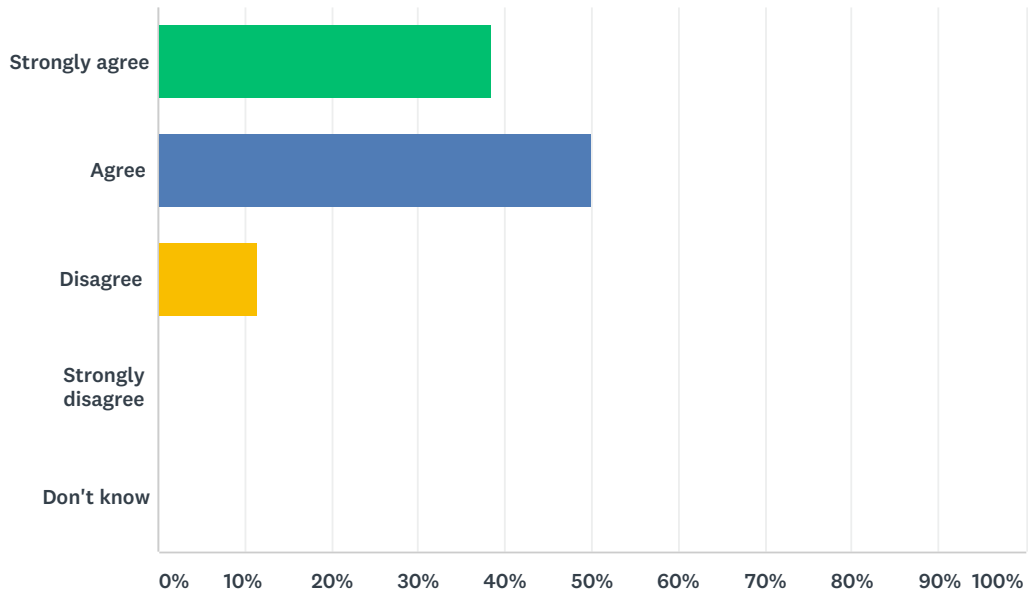


ANSWER CHOICES	RESPONSES	
Strongly agree	34.62%	9
Agree	46.15%	12
Disagree	19.23%	5
Strongly disagree	0.00%	0
Don't know	0.00%	0
<b>TOTAL</b>		<b>26</b>



## Q6 My child is demonstrating growth in numeracy.

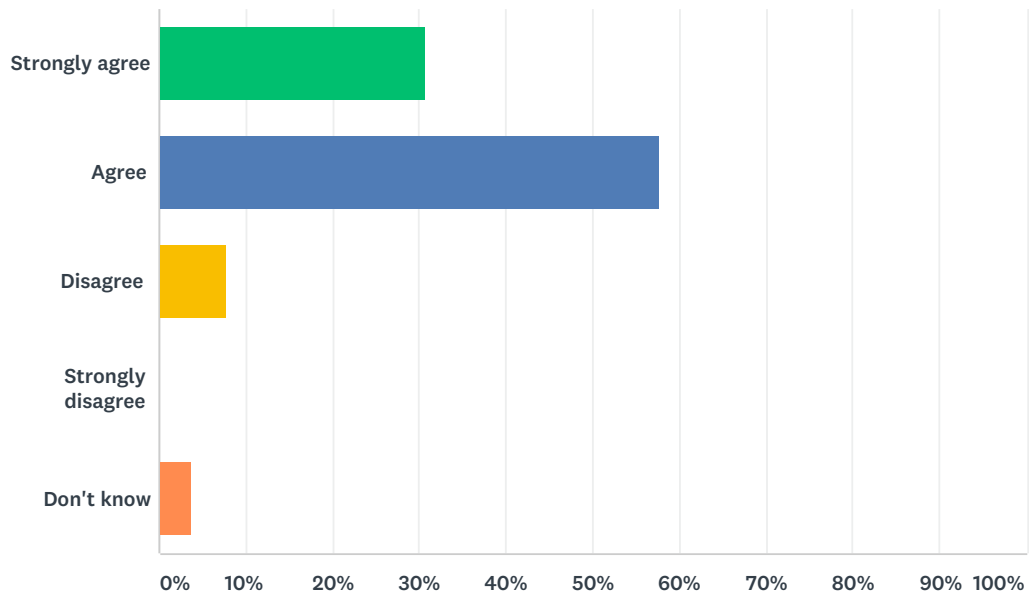
Answered: 26 Skipped: 5



ANSWER CHOICES	RESPONSES	
Strongly agree	38.46%	10
Agree	50.00%	13
Disagree	11.54%	3
Strongly disagree	0.00%	0
Don't know	0.00%	0
<b>TOTAL</b>		<b>26</b>

## Q7 My child has an understanding of First Nations, Métis and Inuit culture and history.

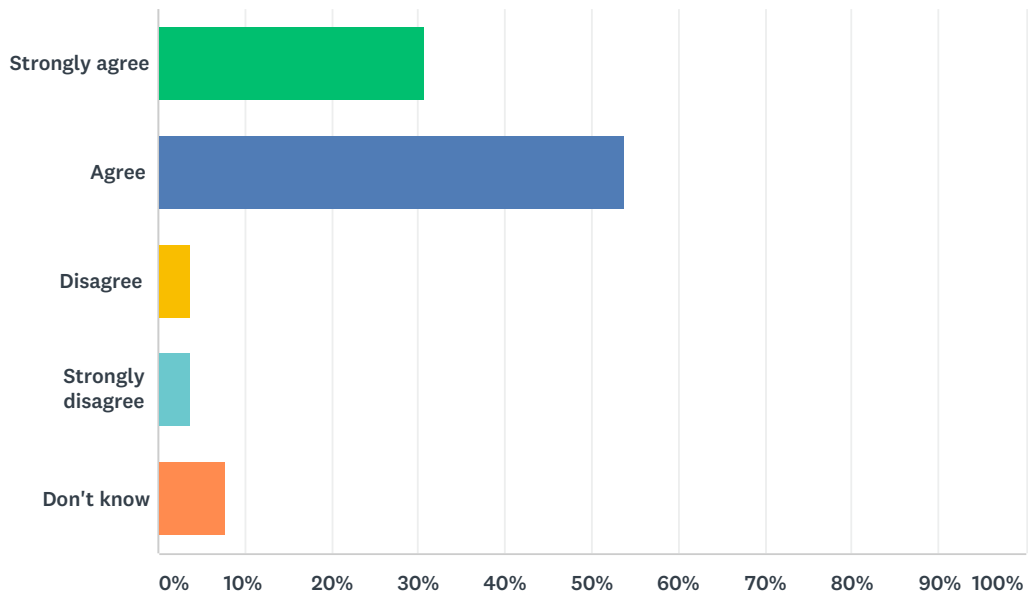
Answered: 26 Skipped: 5



ANSWER CHOICES	RESPONSES	
Strongly agree	30.77%	8
Agree	57.69%	15
Disagree	7.69%	2
Strongly disagree	0.00%	0
Don't know	3.85%	1
<b>TOTAL</b>		<b>26</b>

## Q8 My child is being taught knowledge, skills and attitudes necessary to be successful in life.

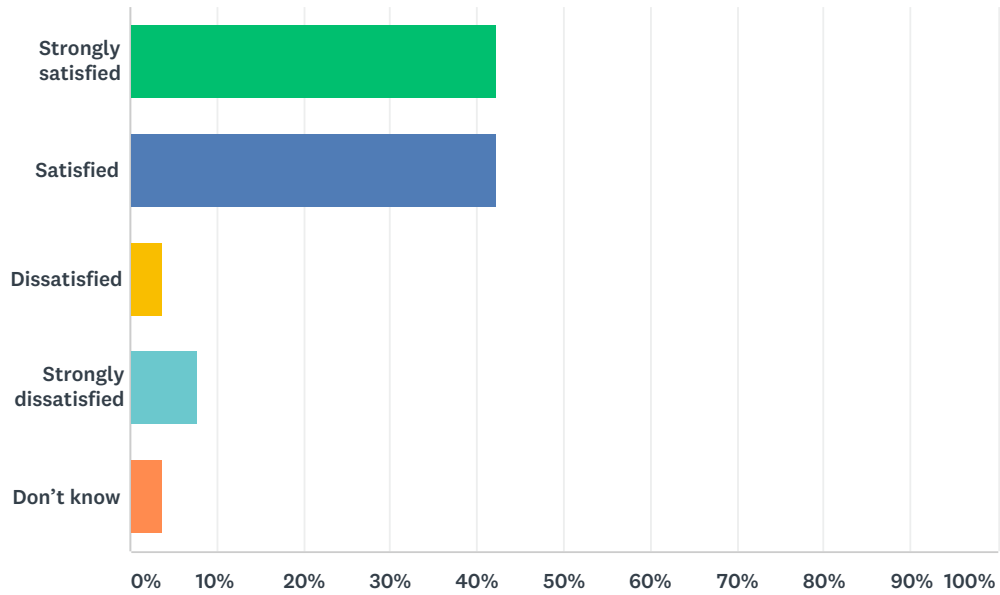
Answered: 26 Skipped: 5



ANSWER CHOICES	RESPONSES	
Strongly agree	30.77%	8
Agree	53.85%	14
Disagree	3.85%	1
Strongly disagree	3.85%	1
Don't know	7.69%	2
<b>TOTAL</b>		<b>26</b>

## Q9 How satisfied are you with the quality of education your child is receiving at his or her school?

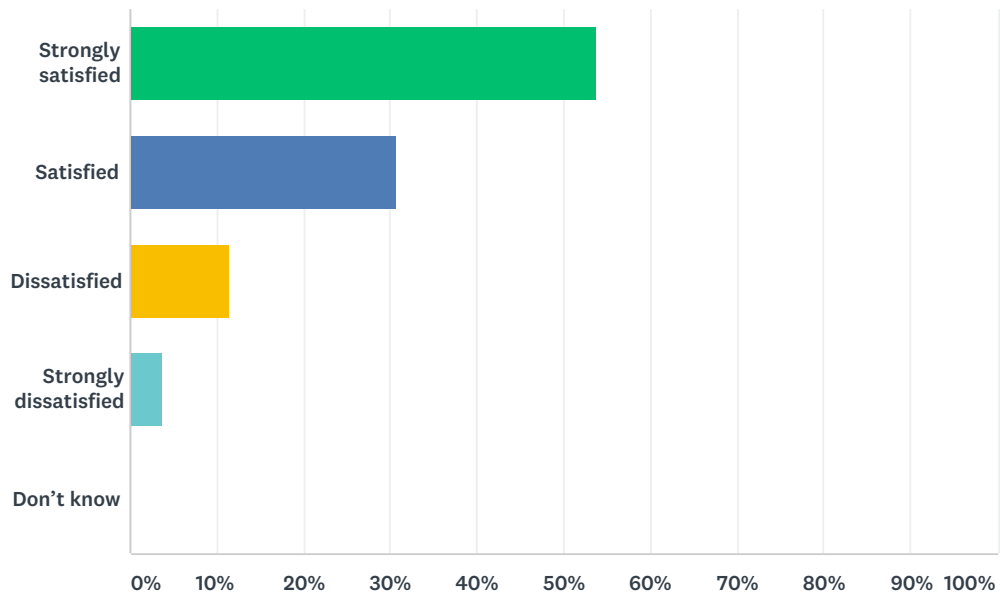
Answered: 26 Skipped: 5



ANSWER CHOICES	RESPONSES	
Strongly satisfied	42.31%	11
Satisfied	42.31%	11
Dissatisfied	3.85%	1
Strongly dissatisfied	7.69%	2
Don't know	3.85%	1
<b>TOTAL</b>		<b>26</b>

## Q10 How satisfied are you with the quality of teaching at your child's school?

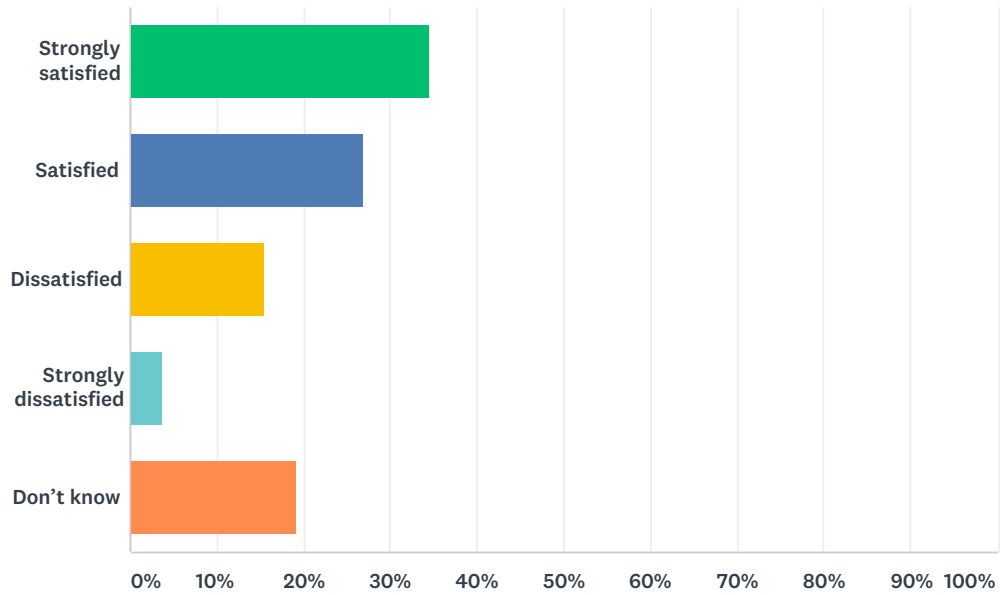
Answered: 26 Skipped: 5



ANSWER CHOICES	RESPONSES	
Strongly satisfied	53.85%	14
Satisfied	30.77%	8
Dissatisfied	11.54%	3
Strongly dissatisfied	3.85%	1
Don't know	0.00%	0
<b>TOTAL</b>		<b>26</b>

## Q11 How satisfied are you with the leadership in your child's school?

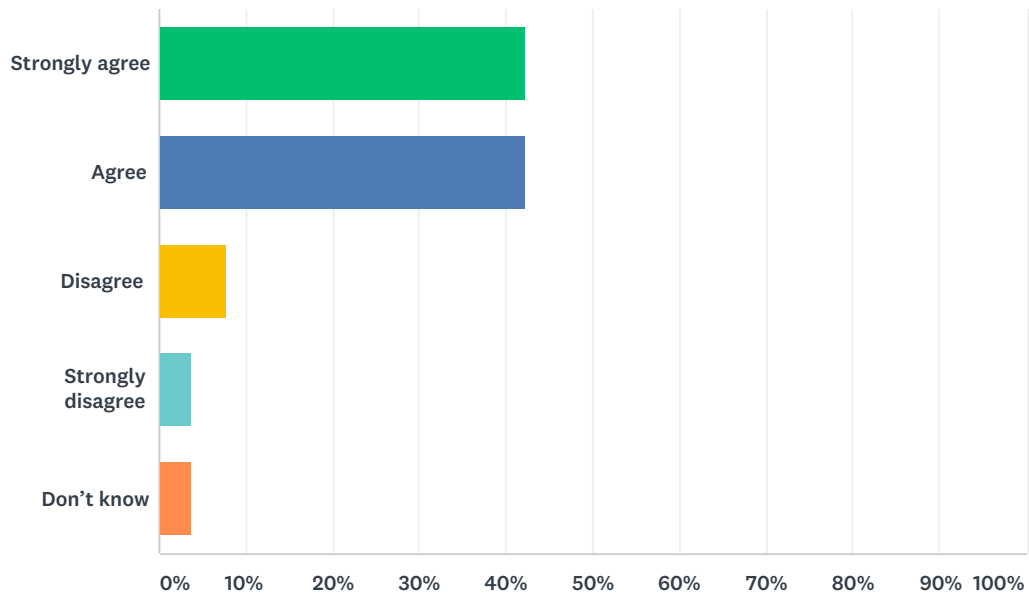
Answered: 26 Skipped: 5



ANSWER CHOICES	RESPONSES	
Strongly satisfied	34.62%	9
Satisfied	26.92%	7
Dissatisfied	15.38%	4
Strongly dissatisfied	3.85%	1
Don't know	19.23%	5
<b>TOTAL</b>		<b>26</b>

## Q12 The rights and responsibilities of citizenship are reinforced in my child's school.

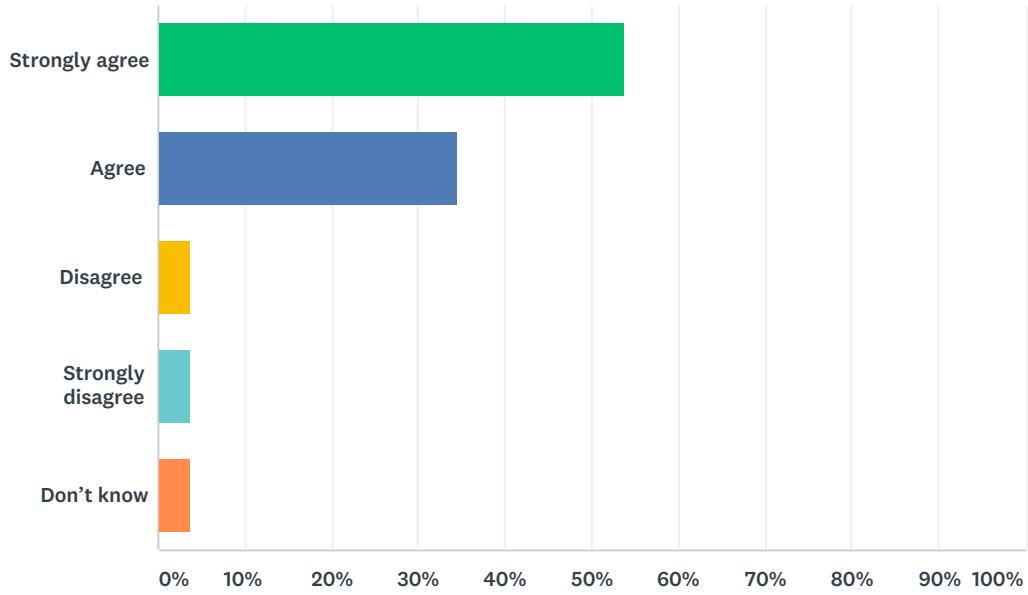
Answered: 26 Skipped: 5



ANSWER CHOICES	RESPONSES	
Strongly agree	42.31%	11
Agree	42.31%	11
Disagree	7.69%	2
Strongly disagree	3.85%	1
Don't know	3.85%	1
<b>TOTAL</b>		<b>26</b>

### Q13 The school staff care about my child.

Answered: 26 Skipped: 5

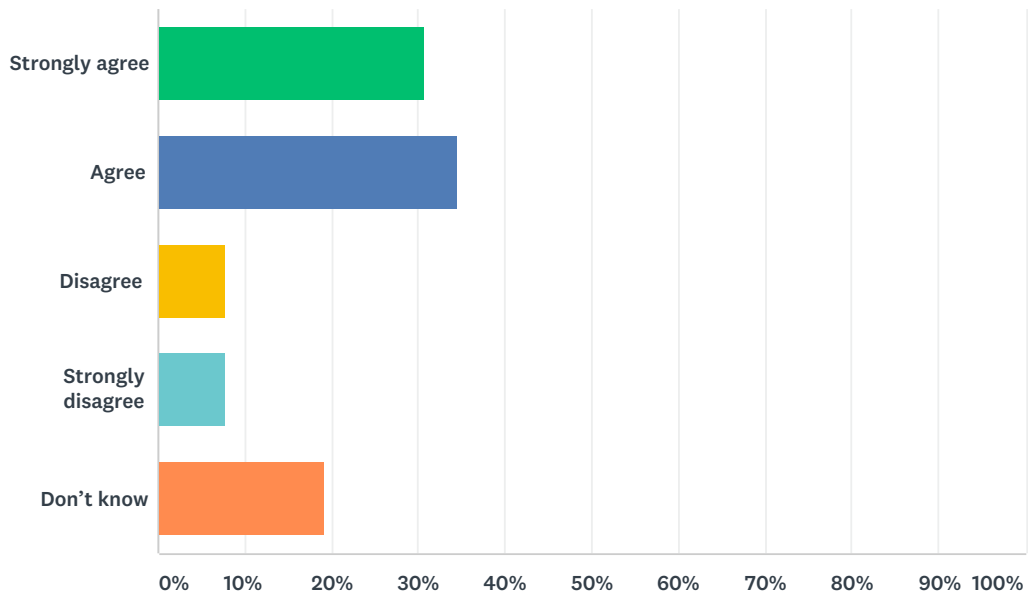


ANSWER CHOICES	RESPONSES	
Strongly agree	53.85%	14
Agree	34.62%	9
Disagree	3.85%	1
Strongly disagree	3.85%	1
Don't know	3.85%	1
<b>TOTAL</b>		<b>26</b>



## Q14 Discipline is handled in a fair and reasonable manner in my child's school.

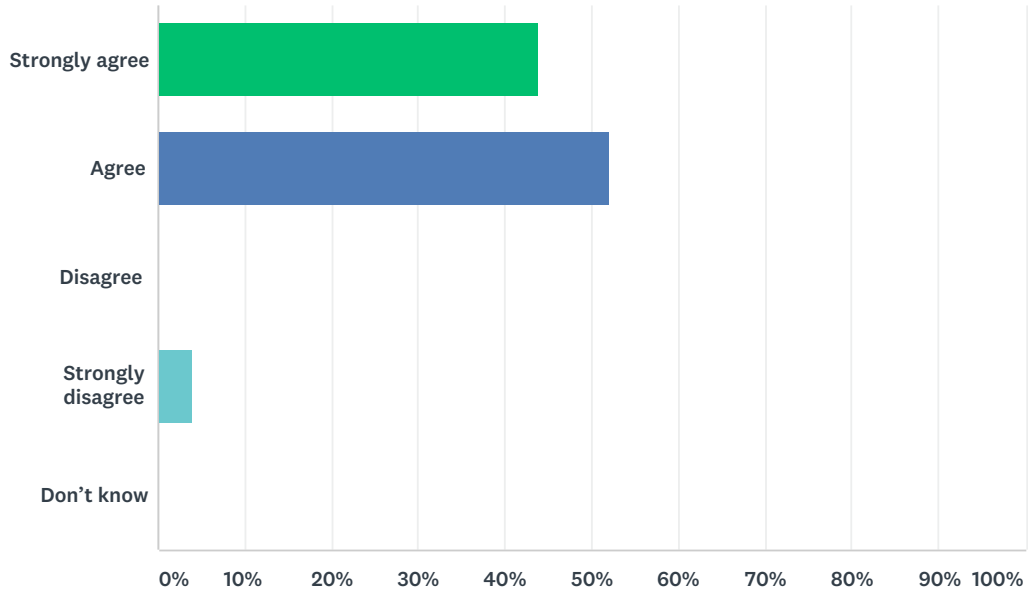
Answered: 26 Skipped: 5



ANSWER CHOICES	RESPONSES	
Strongly agree	30.77%	8
Agree	34.62%	9
Disagree	7.69%	2
Strongly disagree	7.69%	2
Don't know	19.23%	5
<b>TOTAL</b>		<b>26</b>

### Q15 My child's school is safe.

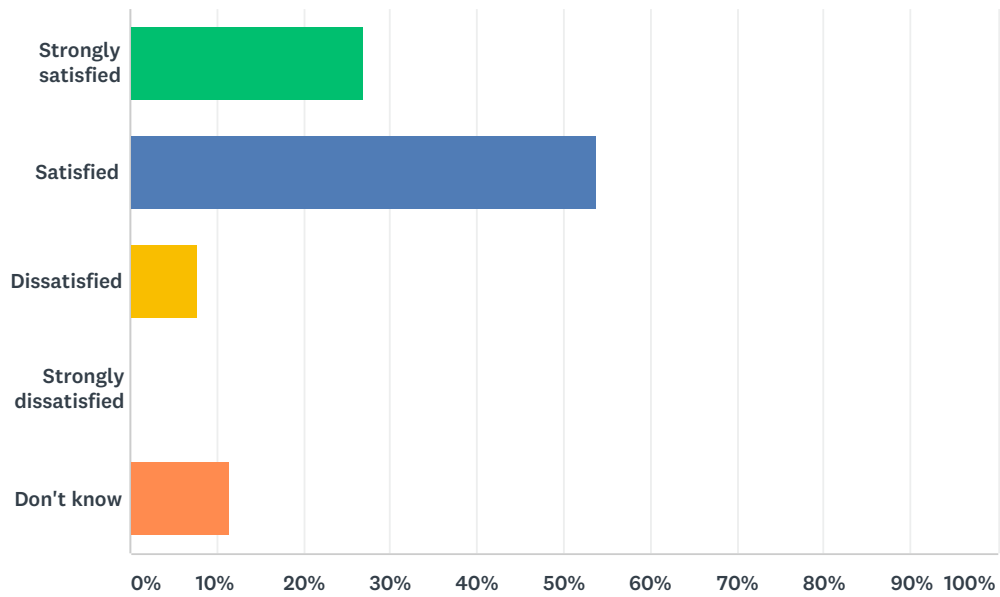
Answered: 25 Skipped: 6



ANSWER CHOICES	RESPONSES	
Strongly agree	44.00%	11
Agree	52.00%	13
Disagree	0.00%	0
Strongly disagree	4.00%	1
Don't know	0.00%	0
<b>TOTAL</b>		<b>25</b>

## Q16 How satisfied are you with the resources available to support your child's learning?

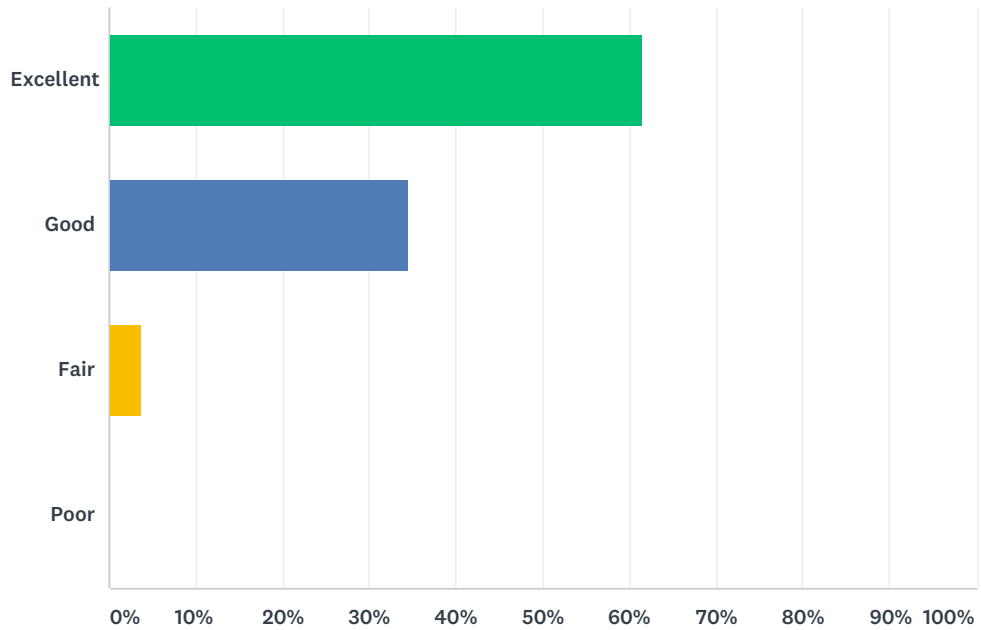
Answered: 26 Skipped: 5



ANSWER CHOICES	RESPONSES	
Strongly satisfied	26.92%	7
Satisfied	53.85%	14
Dissatisfied	7.69%	2
Strongly dissatisfied	0.00%	0
Don't know	11.54%	3
<b>TOTAL</b>		<b>26</b>

### Q17 How would you rate the physical condition of your child's school?

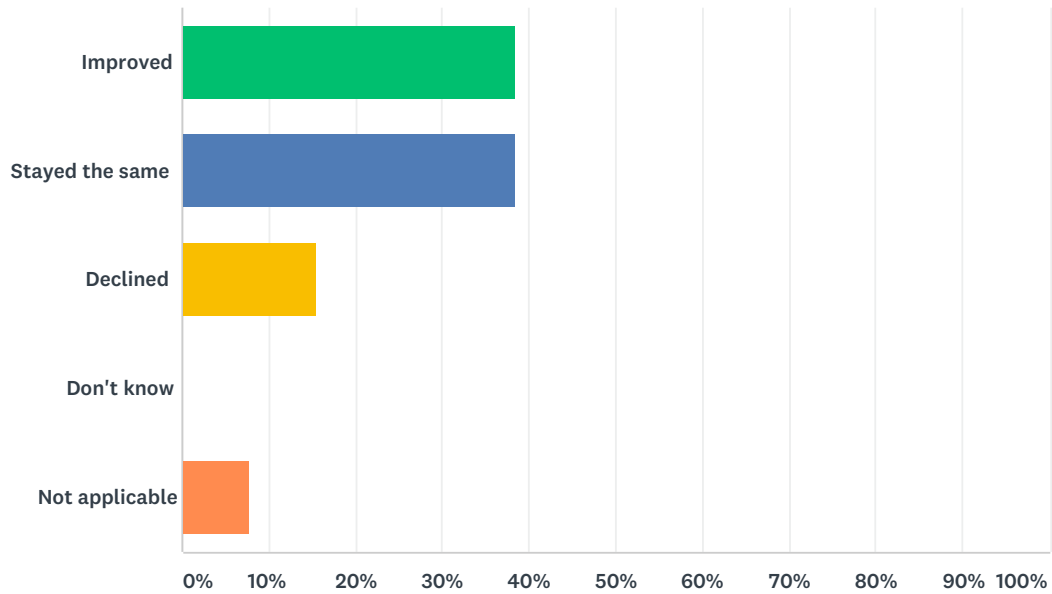
Answered: 26 Skipped: 5



ANSWER CHOICES	RESPONSES
Excellent	61.54% 16
Good	34.62% 9
Fair	3.85% 1
Poor	0.00% 0
TOTAL	26

## Q18 In your opinion, has the quality of education your child has experienced at school improved, stayed the same or declined in the past three years?

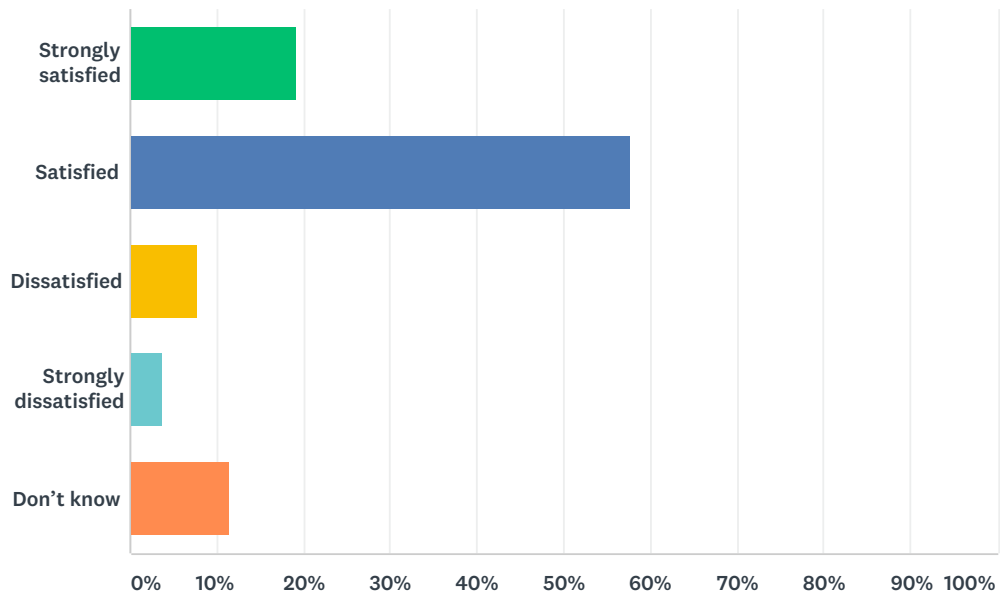
Answered: 26 Skipped: 5



ANSWER CHOICES	RESPONSES	
Improved	38.46%	10
Stayed the same	38.46%	10
Declined	15.38%	4
Don't know	0.00%	0
Not applicable	7.69%	2
<b>TOTAL</b>		<b>26</b>

## Q19 How satisfied are you with the opportunity to be involved in decisions at your child's school?

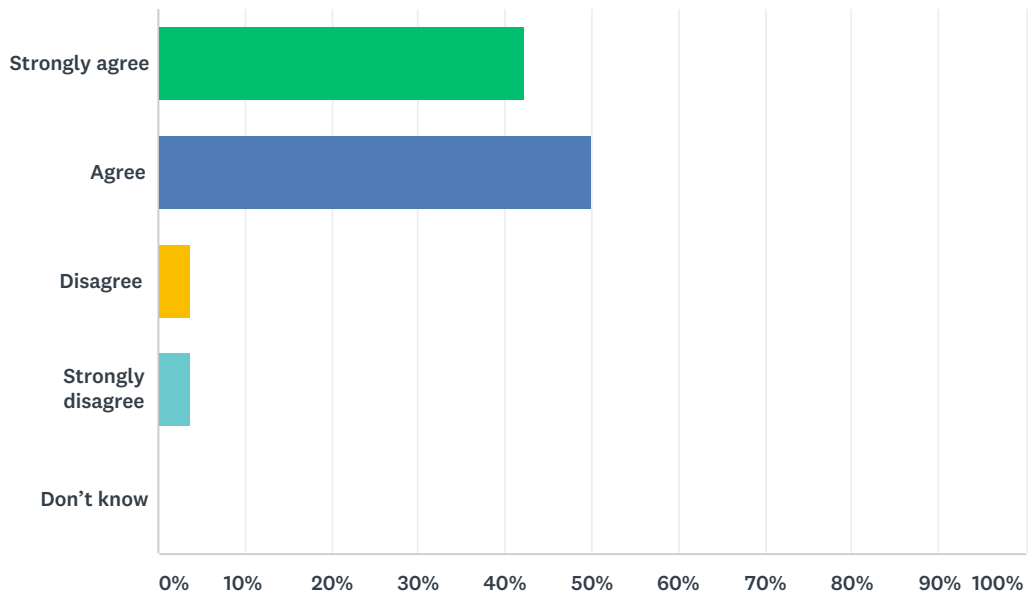
Answered: 26 Skipped: 5



ANSWER CHOICES	RESPONSES	
Strongly satisfied	19.23%	5
Satisfied	57.69%	15
Dissatisfied	7.69%	2
Strongly dissatisfied	3.85%	1
Don't know	11.54%	3
<b>TOTAL</b>		<b>26</b>

## Q20 The school keeps me informed about my child's progress and achievement.

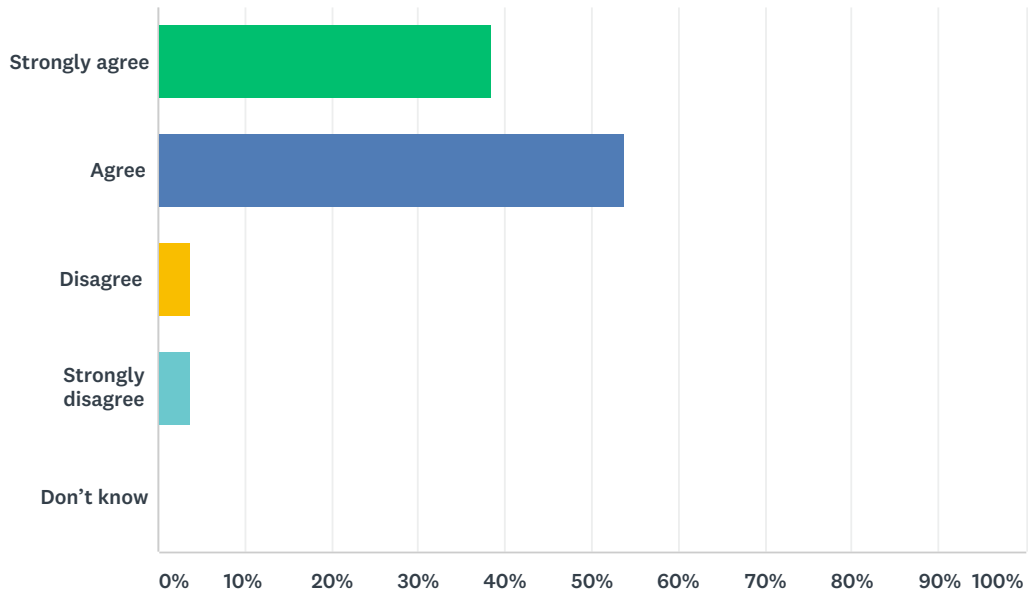
Answered: 26 Skipped: 5



ANSWER CHOICES	RESPONSES	
Strongly agree	42.31%	11
Agree	50.00%	13
Disagree	3.85%	1
Strongly disagree	3.85%	1
Don't know	0.00%	0
<b>TOTAL</b>		<b>26</b>

## Q21 There is open and honest communication within my child's school.

Answered: 26 Skipped: 5

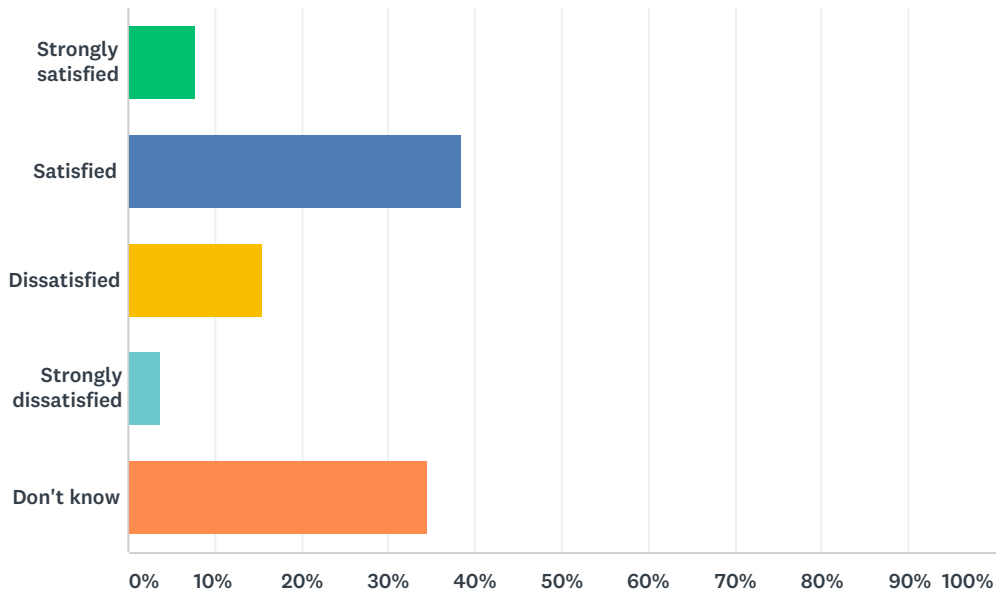


ANSWER CHOICES	RESPONSES	
Strongly agree	38.46%	10
Agree	53.85%	14
Disagree	3.85%	1
Strongly disagree	3.85%	1
Don't know	0.00%	0
<b>TOTAL</b>		<b>26</b>



Q22 How satisfied are you with the community partnerships that may be established at your school? For example: Saffron, KEYS program, Green Certificate, lunch programs, after-school programs, RAP, Tools for School, Scratch Day, Entrepreneurial Adventure, scholarships/grants, etc.

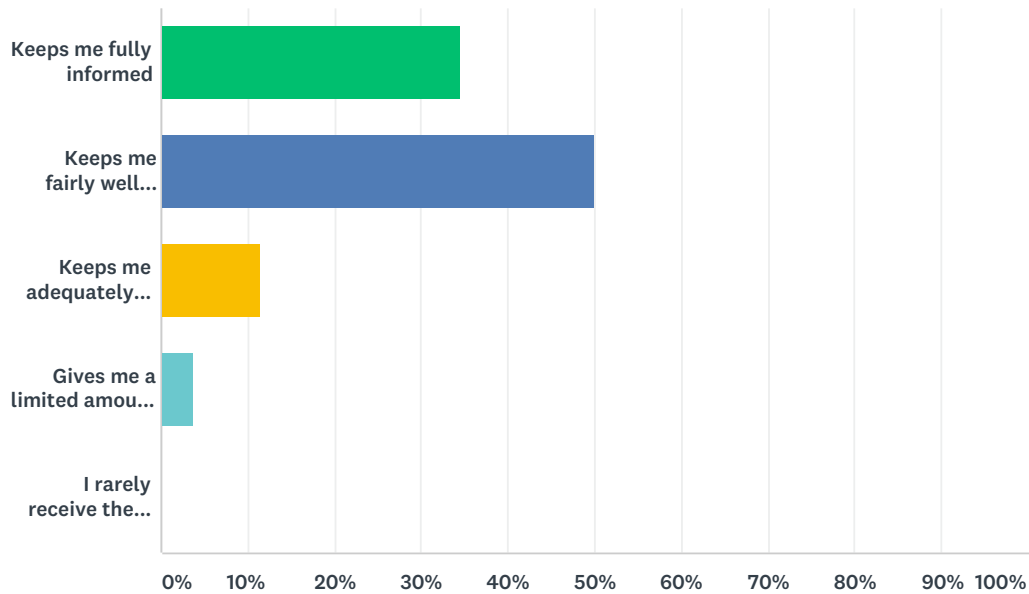
Answered: 26 Skipped: 5



ANSWER CHOICES	RESPONSES	
Strongly satisfied	7.69%	2
Satisfied	38.46%	10
Dissatisfied	15.38%	4
Strongly dissatisfied	3.85%	1
Don't know	34.62%	9
<b>TOTAL</b>		<b>26</b>

Q23 Elk Island Public Schools appreciates the opportunity to stay connected with parents about news, activities, programs and other matters of importance. What is your impression of the communication you receive from your child's school?

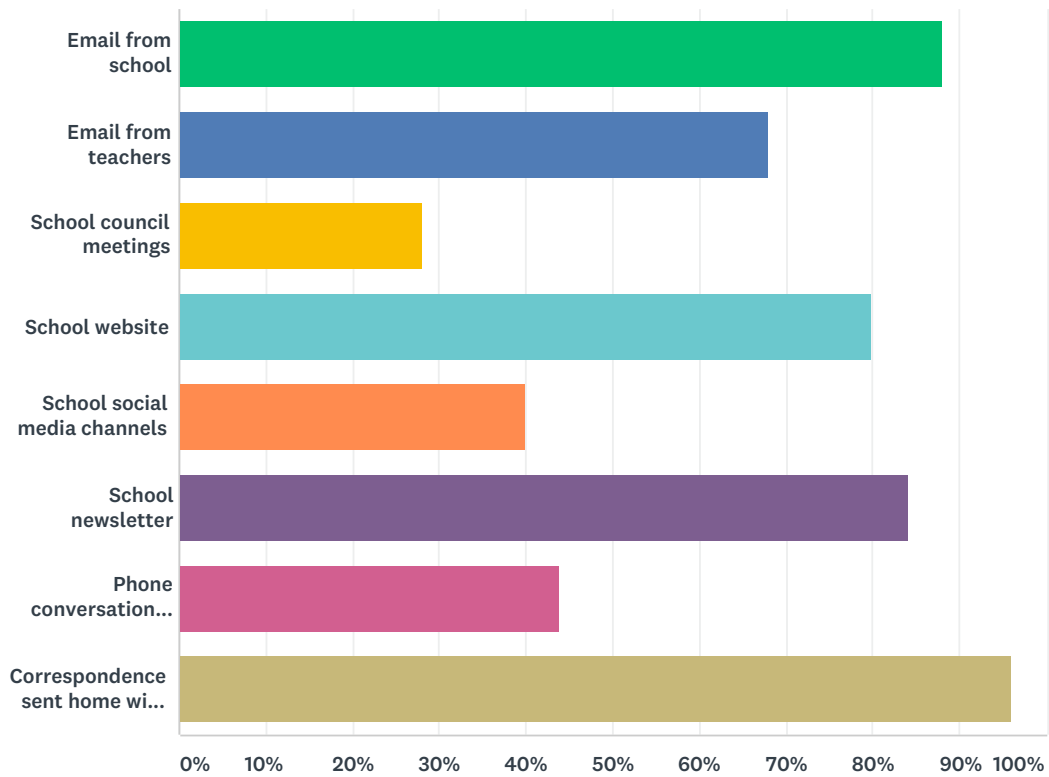
Answered: 26 Skipped: 5



ANSWER CHOICES	RESPONSES	
Keeps me fully informed	34.62%	9
Keeps me fairly well informed	50.00%	13
Keeps me adequately informed	11.54%	3
Gives me a limited amount of information	3.85%	1
I rarely receive the information I need	0.00%	0
<b>TOTAL</b>		<b>26</b>

### Q24 Do you regularly make use of the following to keep up to date on school activities, programs, etc.? Check all that apply.

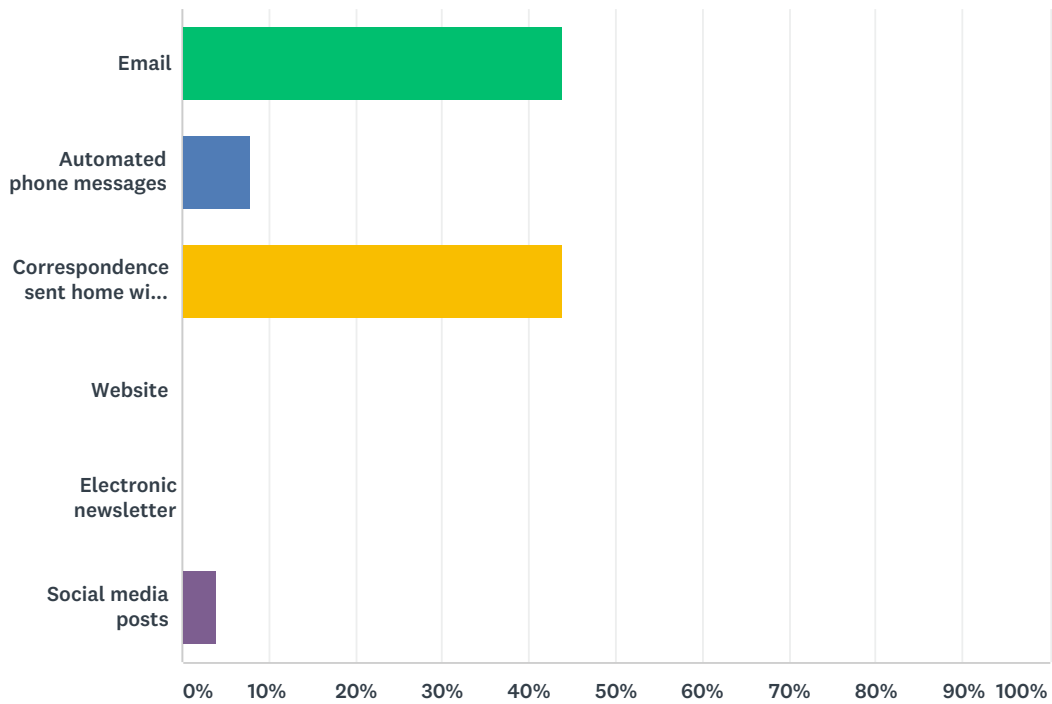
Answered: 25 Skipped: 6



ANSWER CHOICES	RESPONSES	
Email from school	88.00%	22
Email from teachers	68.00%	17
School council meetings	28.00%	7
School website	80.00%	20
School social media channels	40.00%	10
School newsletter	84.00%	21
Phone conversations with the school or teachers	44.00%	11
Correspondence sent home with your child	96.00%	24
Total Respondents: 25		

## Q25 What is your most preferred method of communication from the school and Division?

Answered: 25 Skipped: 6

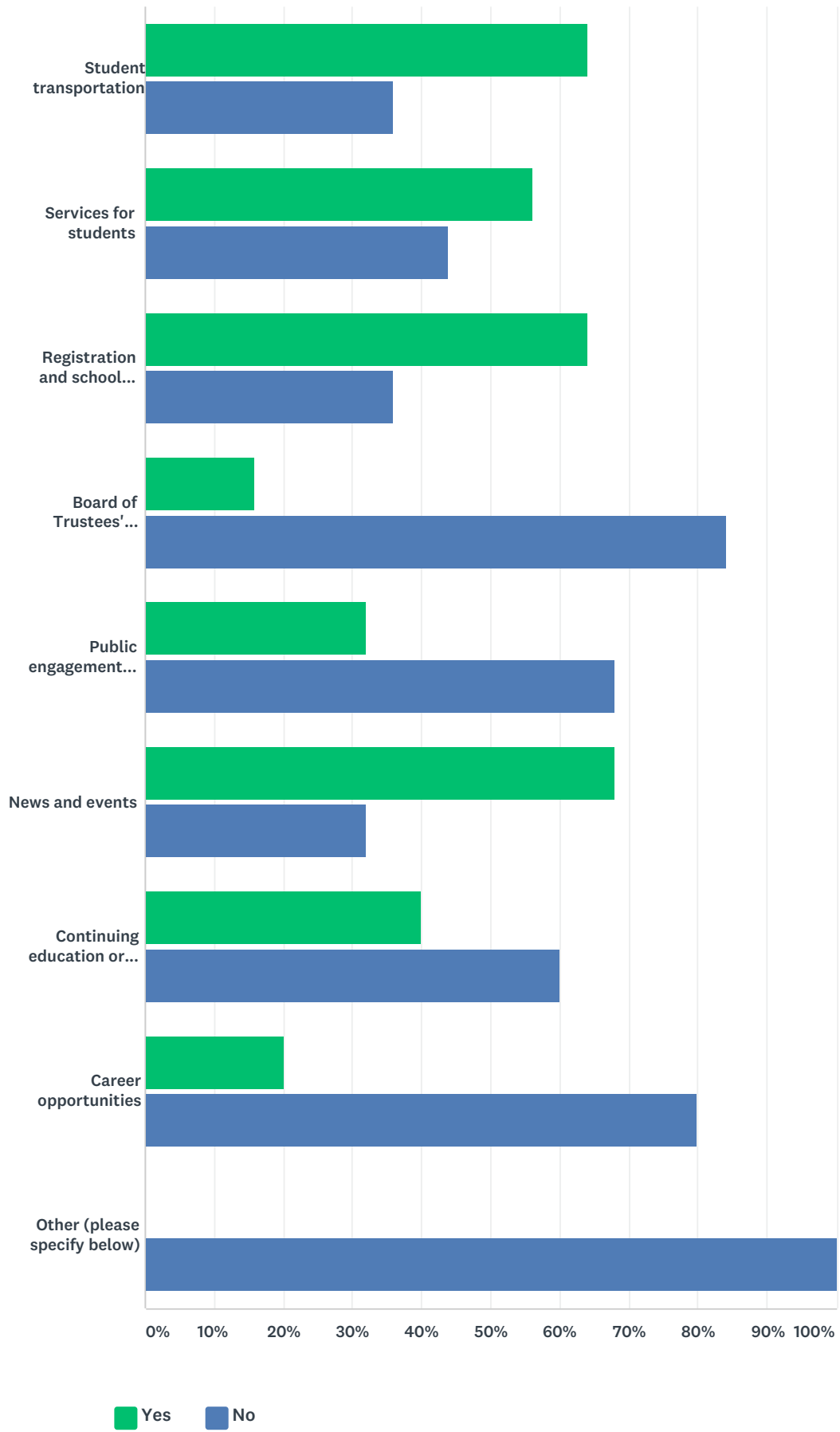


ANSWER CHOICES	RESPONSES	
Email	44.00%	11
Automated phone messages	8.00%	2
Correspondence sent home with your child	44.00%	11
Website	0.00%	0
Electronic newsletter	0.00%	0
Social media posts	4.00%	1
<b>TOTAL</b>		<b>25</b>

Q26 Do you visit the Division website ([www.eips.ca](http://www.eips.ca)) for information on:

Answered: 25 Skipped: 6

### EIPS Parent Survey 2018-19



Yes No

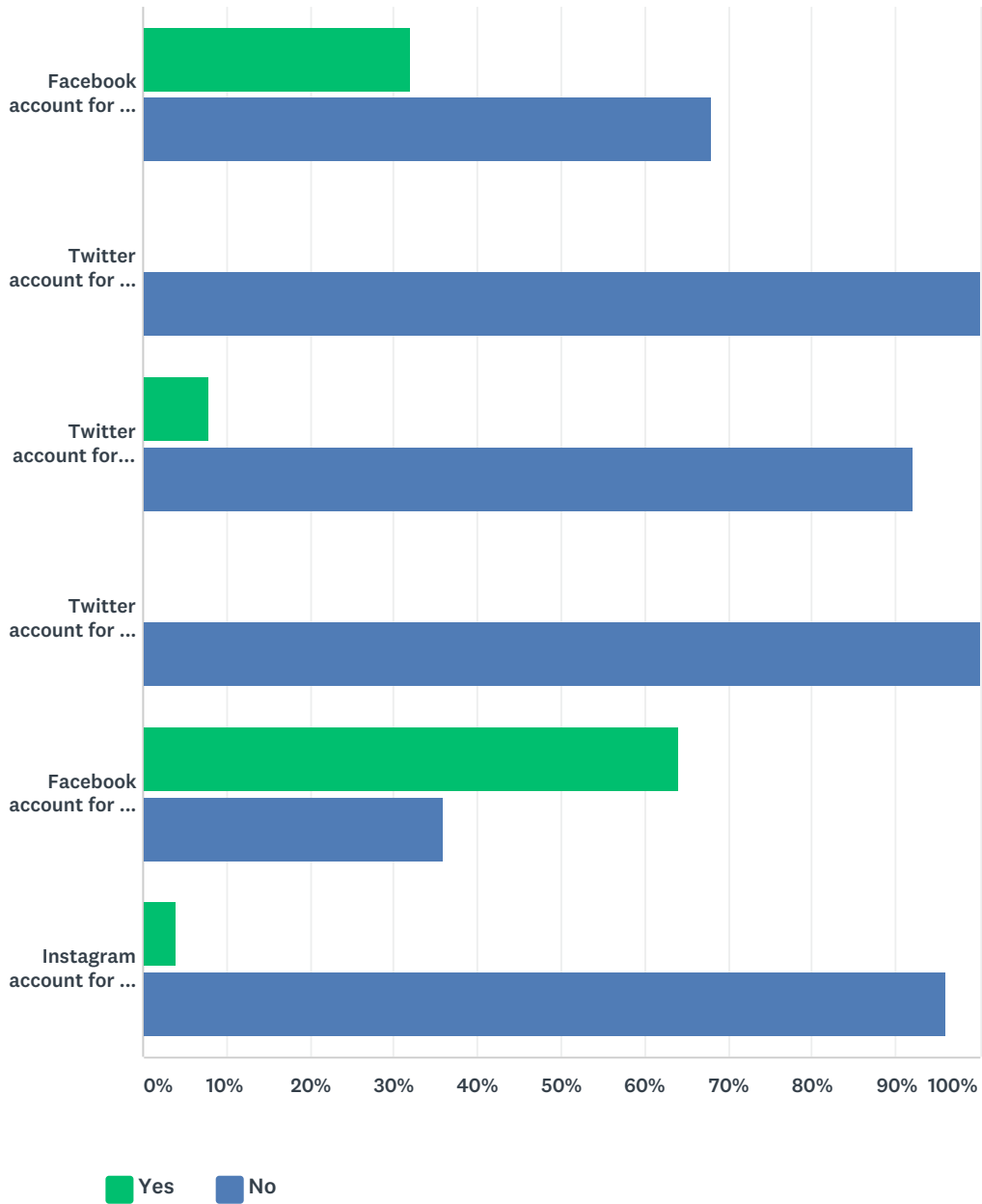
YES	NO	TOTAL	WEIGHTED AVERAGE
-----	----	-------	------------------

## EIPS Parent Survey 2018-19

Student transportation	64.00% 16	36.00% 9	25	1.64
Services for students	56.00% 14	44.00% 11	25	1.56
Registration and school boundaries	64.00% 16	36.00% 9	25	1.64
Board of Trustees' meetings	16.00% 4	84.00% 21	25	1.16
Public engagement initiatives	32.00% 8	68.00% 17	25	1.32
News and events	68.00% 17	32.00% 8	25	1.68
Continuing education or summer courses	40.00% 10	60.00% 15	25	1.40
Career opportunities	20.00% 5	80.00% 20	25	1.20
Other (please specify below)	0.00% 0	100.00% 19	19	1.00

## Q27 The Division and schools often share news and information on social media. Do you follow:

Answered: 25 Skipped: 6



	YES	NO	TOTAL	WEIGHTED AVERAGE
Facebook account for the Division (Facebook.com/ElkIslandPublicSchools)	32.00% 8	68.00% 17	25	1.32
Twitter account for the Division (@eips)	0.00% 0	100.00% 25	25	1.00
Twitter account for EIPS Student Transportation (@eipsST)	8.00% 2	92.00% 23	25	1.08
Twitter account for my child's school	0.00% 0	100.00% 25	25	1.00



## EIPS Parent Survey 2018-19

---

Facebook account for my child's school, if applicable	64.00%	36.00%		
	16	9	25	1.64
<hr/>				
Instagram account for my child's school, if applicable	4.00%	96.00%		
	1	24	25	1.04